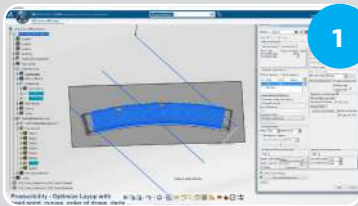


DELMIA FOR COMPOSITE MANUFACTURING

Connecting data, people, processes, and tools

The traditional composite manufacturing process involves multiple manual steps and is time-consuming, leading to production delays and increased costs. The lack of integration between different tools and systems used in the process leads to inconsistencies in data and communication gaps, further complicating the process. DELMIA for Composite Manufacturing addresses these issues by connecting data, people, processes, and tools. It offers a suite of tools that streamline the entire process, from design and material specification to production and finishing. Fully integrable with CatFiber (CORIOLIS) and TorFiber/TorLay (MTORRES), the solution also provides simulation and validation capabilities, allowing manufacturers to optimize their production processes, reducing production costs and increasing product quality.



PRODUCT DEFINITION

- Design parts and plies in CATIA
- Specify complete composite raw material & product definition including strength and stiffness
- Numeric analysis of the quantity of material consumption per ply
- Produce composite outputs for downstream manufacturing processes including laser projector programming
- Verify producibility of parts



MOLD PRODUCTION

Material Deposition to create the mold in DELMIA

- Use additive manufacturing solution to reduce production cost
- Choose from multiple 3D printing techniques including extrusion-based, such as FGF
- Validate processes before printing to reduce print time and material usage
- Re-use company know-how for process definition



FACTORY LAYOUT & FLOW SIMULATION

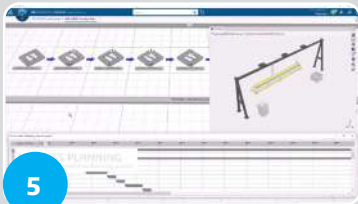
- Create different factory layouts with stations specifically for automatic & manual composite manufacturing such as plies cutting, plies placement, bagging/debagging, autoclave, non-destructive testing (NDT), and final machining
- Perform discrete event simulation to identify manufacturing bottlenecks and to validate factory layouts



MANUFACTURING BILL OF MATERIALS (MBOM) CREATION

Part Fabrication: Manufacturing Engineer prepares the MBOM for the composite part in DELMIA

- Create MBOM structure automatically, taking into account the calculated material consumption for each ply
- Define plies layup sequence

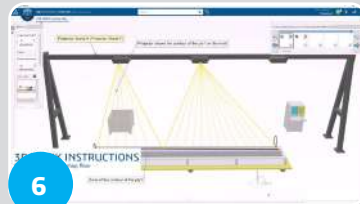


5

PROCESS PLANNING

Create manual fabrication process for composite part in DELMIA

- Link the manufacturing plan with MBOM
- Define all the process steps & operations and define the product flow between these steps
- Assign parts and estimated times to each process step
- Define & manage capable resources for each operation directly from factory layout or catalogues



6

3D WORK INSTRUCTIONS

Create 3D work instructions in DELMIA for operators on the shop floor

- Create 2D work instructions with information from the ply book
- Create 3D views to generate 3D work instructions for the workers on the shop floor
- Use views to capture details of individual work instructions for each manufacturing step/operation



7

AUTOMATED PROCESS (AFP & ATL)

- CatFiber (CORIOLIS) and TorFiber/TorLay (MTORRES) automatic composite manufacturing solutions
- Full integration of both partner solutions in the 3DEXPERIENCE platform
- Generate automatic tapes
- Define robot/NC machine parameters
- Global robot/NC machine path planning with collision detection
- Validation of robot programs & NC codes based on 3D simulations



8

NON-DESTRUCTIVE TESTING

Create a simulation of the NDT process and generate a robotic program for ultrasonic testing in DELMIA

- Define robot parameters
- Define surface trajectories
- Define tool parameters (TCP, cone, etc.)
- Create trajectory path
- Create & validate robot programs
- Export robot programs from the platform and import them onto robots on the shop floor



9

FINAL MACHINING PROCESS

Deburring and finishing of the product in DELMIA

- Define multi-axis finishing operations
- Define tool parameters for deburring
- Plan (sinusoid) paths to minimize the wear of tools
- Create robot programs based on 3D simulations

Our 3DEXPERIENCE® platform powers our brand applications, serving 12 industries, and provides a rich portfolio of industry solution experiences.

Dassault Systèmes, the 3DEXPERIENCE Company, is a catalyst for human progress. We provide business and people with collaborative virtual environments to imagine sustainable innovations. By creating 'virtual experience twins' of the real world with our 3DEXPERIENCE platform and applications, our customers push the boundaries of innovation, learning and production.

Dassault Systèmes' 20,000 employees are bringing value to more than 270,000 customers of all sizes, in all industries, in more than 140 countries. For more information, visit www.3ds.com.



3DEXPERIENCE®

DS DASSAULT SYSTEMES | The **3DEXPERIENCE®** Company

Americas
Dassault Systèmes
175 Wyman Street
Waltham, Massachusetts
02451-1223
USA

Europe/Middle East/Africa
Dassault Systèmes
10, rue Marcel Dassault
CS 40501
78946 Vélizy-Villacoublay Cedex
France

Asia-Pacific
Dassault Systèmes K.K.
ThinkPark Tower
2-1-1 Osaki, Shinagawa-ku,
Tokyo 141-6020
Japan

©2023 Dassault Systèmes, all rights reserved. 3DEXPERIENCE, the 3DS logo, CATIA, BIOVIA, SOLIDWORKS, 3DIA, ENOVIA, NETVIBES, MEDIBETA, CENTRIC PLM, 3DSCAPE, SIMULIA, DELMIA, and 3DIA are commercial trademarks or registered trademarks of Dassault Systèmes, a French "société européenne". Versailles Commercial Register # B 3 22 306 440, or its subsidiaries in the United States and/or other countries. All other trademarks are owned by their respective owners. Use of any Dassault Systèmes or its subsidiaries trademarks is subject to their express written approval.